

WESTERN AUSTRALIA
1892 2½d BLUE SWAN
WATERMARK CROWN CA (sideways),
COMB PERF 14
TYPO DE LA RUE
SG 97



VARIETIES, VARIATIONS, FLAWS AND ANOMALIES.

WESTERN AUSTRALIA
1892 2½d BLUE SWAN
WATERMARK CROWN CA (sideways),
COMB PERF 14 TYPO DE LA RUE
SG 97
ERRORS, FLAWS, VARIETIES AND ANOMALIES

Relatively little research has been done on flaws and varieties on Western Australian stamps.

Some examination of the 1d Carmine (rose, red, pink) of watermark V over Crown and Crown over A has been undertaken with the pioneering work of J.R.W. Purves together with P.C. Pearson in 'Philately from Australia' in December 1971 in which he identified some anomalies in these issues.

These were substantially increased by Murray Sherry and detailed in the 'Black Swan' (Journal of the Western Australian Study group) Vol 8 No 2 June 1994.

Flaws, errors, variations and anomalies can arise for a variety of reasons and can be divided into 3 main categories

PLATE FLAWS These are consistent and repeated examples arising from some deformation on the printing plate of which more than one example has been identified.

* including plate wear, cracks or scratches.

* Variations between stamps on the plate caused during the application transfer roller

These are identified by being printed in **BOLD TYPE**

GROUP TWO consist of those which appear to be permanent malformations of the plate but have yet to be confirmed by 2 or more examples
These are identified by being in normal type.

TRANSIENT OR ONE OFF FLAWS

These include anomalies caused by dust or dirt on the plate, paper or in the ink or by paper movement during printing.

Some of these can be quite spectacular but are only temporary even if they are occasionally repeated

These anomalies are printed in *italics*

Sometimes it is difficult to distinguish between Plate Flaws and Printing Variations however further investigation may aid such identification.

Here then is a start to identifying varieties, variations, flaws and anomalies in the 1892 2 ½ pence Blue Swan issue, Crown CA watermark.

These varieties are listed according to the position on the stamp for easier identification.

OUTER FRAME

THE "SWAN"

BACKGROUND SHADING

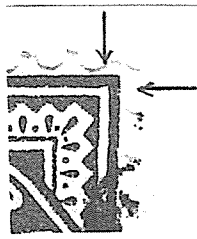
"WESTERN AUSTRALIA" AND FRAME LINES

"TWO PENCE HALF PENNY" AND FRAME LINES

From a relatively small quantity of these stamps I have identified the following varieties, variations and flaws.

Comments and additional variations are welcome

OUTER FRAME




1) Bite out of inside outer frame at N E corner.



2) Bite out of inside of outer frame at S E corner.

THE SWAN



1) Flaw in middle of swans neck half way down.




2) Flaw on swans body above 'N C' of Pence




3) Small white circular flaw on swans body above 'AL' of half

"WESTERN AUSTRALIA" AND FRAME LINES



1) Full stop after 'N' of Western

'TWO PENCE HALF PENNY' AND FRAME LINES




1) FLARING OF BOTTOM OF UPRIGHT OF 'T'



2) Slash across 'C' of pence of Two



3) Square bottom corner of 'C' of Pence



4) Enlarge lower part of upright of 'E' of Penny



5) Light line across top of all letters of 'Two pence half penny'